



Quick Release Mounts

4 Sim Rigs

Change your rig in seconds, spend more time in the game!

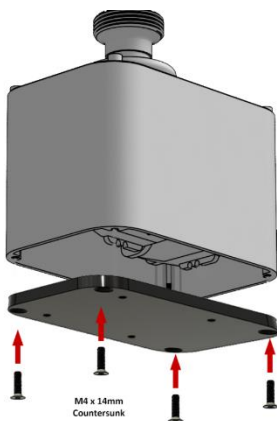
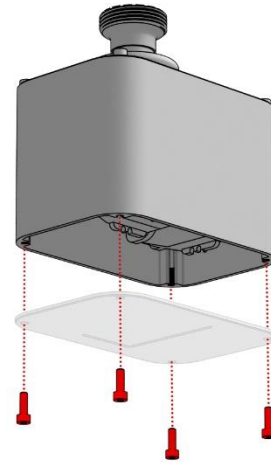
The QRDee System is designed for rapid mount/dismount of Joysticks to and from your rig

Note: you will need a QRDee Base Plate to use this adapter.

Fitting the QRDee Plate to your VPC MongoosT / WarBRD Joystick

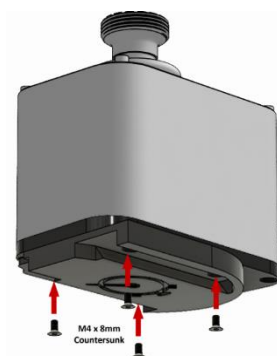
- Flip over the joystick so you can see the underside of the baseplate.
- Unscrew the 4 screws located underneath the joystick's metal baseplate and remove the metal baseplate.
- Keep the original metal baseplate and screws in case you ever need to return the Joystick Base to original.

Read more: [Download Official Manual](#)



- Use the 4 screw threads located on the underside of the joystick to attach the joystick directly to your new Adapter Plate with the 4x M4x 14mm Countersunk screws supplied in the kit. Tighten to the pinch. Note the orientation of the plate, the pattern of 4 threaded holes has the shorter distance to the edge towards the rear of the Joystick Base.

- Attach the QRDee Quick Release Plate to the Adapter Plate with the 4x M4x8mm Countersunk screws provided in the kit. Tighten to the pinch. The Rounded edge of the 'Dee' should be towards the front of the Joystick.



You are ready for 'take off' (and 'put on') whenever you like!

Happy Flying!

If you require further support, please use the [contact form on our website](#), or email us directly support@qr4rigs.com, we will be more than happy to help you.