



# Quick Release Mounts

## 4 Sim Rigs

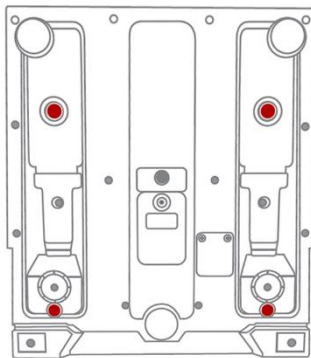
Change your rig in seconds, spend more time in the game!

The QRMin System is designed for rapid mount and dismount of Rudder Pedals and Racing Pedals to and from your rig

Note: you will need a QRMin Base Plate x4 or x5 Kit to use this Kit

### Fitting the QRMin T-LCM Quick Release Plate Kit to your T-LCM Pedals

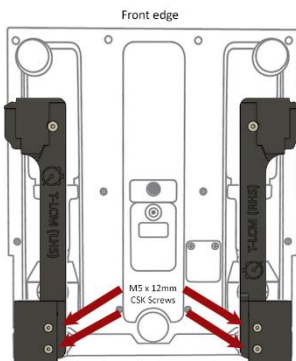
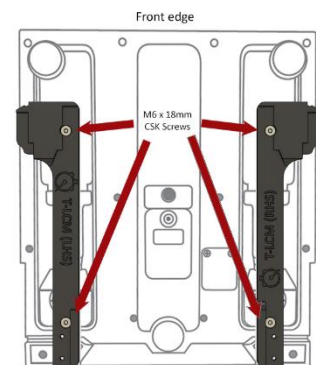
- Flip over the pedal set so you can see the underside of the base.



- Identify the 4x fixing points on the underside of the pedal assembly shown in **RED** to the left.

- The QRMin T-LCM QR Plate Kit comes in 4 pieces. All pieces have identification marks on them to help you fit them to your T-LCM pedals.

- The identifiers for the QR Plates are on the underside of each one.
- Align the 2 larger pieces as shown in the picture on the right.
- Fix in place using the 4x M6x18mm Countersunk screws provided. Tighten to the pinch and then 1/16<sup>th</sup> turn only.



- The identifier for the Hook Plates is on the outside edge of each piece.
- Line up the Hook Plates as shown on the left, noting the orientation and fix in place with 4x M5x12mm CSK screws provided as shown. Tighten to the pinch and then 1/16<sup>th</sup> turn only.

You are all set, see you on the grid!

**DO NOT OVERTIGHTEN** the screws, to the pinch and 1/16<sup>th</sup> of a turn is sufficient.

If you require further support, please use the [contact form on our website](#), or email us directly [support@qr4rigs.com](mailto:support@qr4rigs.com), we will be more than happy to help you.