



Quick Release Mounts for Sim Rigs


QR4rigs®

Change your rig in seconds, spend more time in the game!

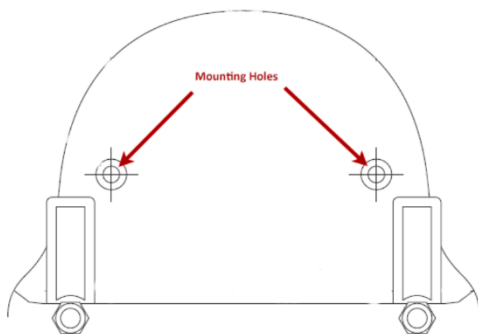
The QRPro System is designed for rapid mount/dismount of controllers on your rig!

Note: you will need a QRPro Base Mount to use this adapter.

- The QRPro QR System is designed for controllers to mount from the rear of the rig towards the front and this is essential for this controller. Please ensure to fix the base plate in a suitable position to allow proper operation.
- This kit comes in 2 parts, the QR Plate and the Adapter Plate
- For this QR Plate Kit, the adapter Plate must be attached to the QR Plate in the orientation shown for it to operate.
-

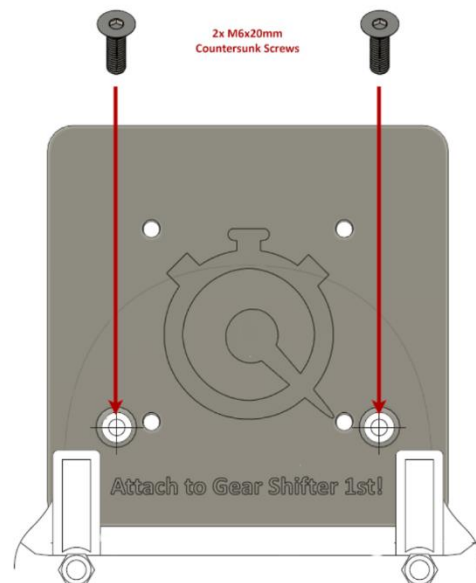


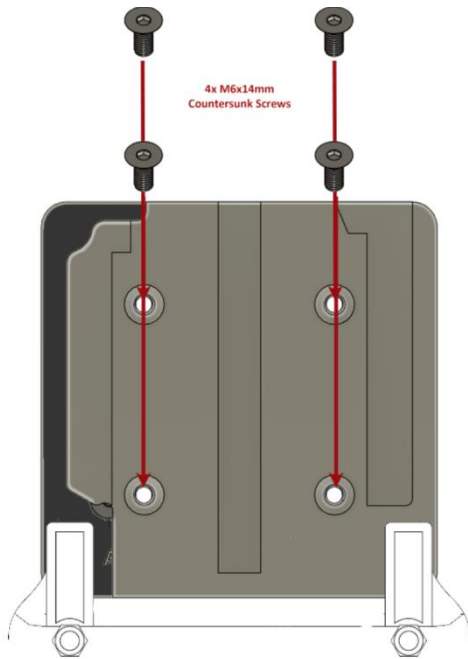
Fitting the QRPro Logitech Driving Force Gearstick Quick Release Plate Kit



- Flip your QRPro Logitech Driving Force Gearstick upside down and locate the 2 mounting holes in the body.
- Locate the fixing holes on the underside of the Adapter Plate.

- Note the orientation of the Adapter Plate in the picture on the right.
- Secure the Adapter Plate to the base of the Gearstick Shifter with the 2x M6x20mm Screws provided in the kit.
- Tighten to the pinch then 1/8th turn.





- Align the QR Plate with the base of the Adapter Plate.
- Note the orientation of the QR Plate in the picture on the left.
- Secure the QR Plate to the Adapter Plate with the 4x M6x14mm Screws provided in the kit.
- Tighten to the pinch and then 1/16th turn.



NOTE: Bolt mounting may also be supplemented with the built-in clamping system to avoid stressing the QR Mounting System with aggressive use.

IMPORTANT: Do NOT overtighten any of the screws.